

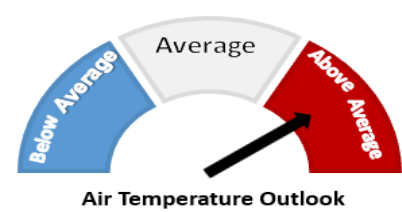
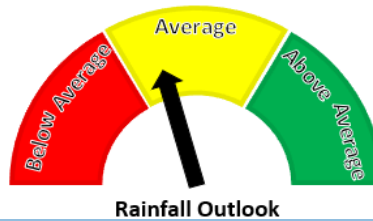
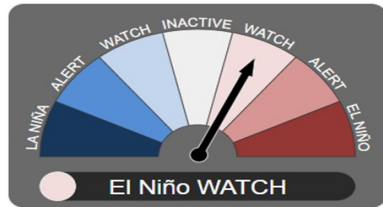


Climate Outlook 2023



June
June to August
September to November

Issued: 22 May 2023



Key message

- The ENSO status is currently neutral (neither El Niño nor La Niña). However, as there are signs El Niño may form later in the year an El Niño Watch is currently in place.
- Average rainfall for Tonga.
- Warmer than normal air temperature.
- Above average Sea surface temperatures (SSTs).

Rainfall Outlook

	June 2023 (% chance) , (mm)	June — Aug 2023 (% chance) , (mm)	Sep — Nov 2023 (% chance) , (mm)
Niuafo'ou	40 - 50, (73 - 152)	50 - 60, (275 - 419)	30 - 40, (442 - 639)
Niuatoputapu	40 - 50, (63 - 154)	50 - 60, (240 - 360)	30 - 40, (394 - 596)
Vava'u	40 - 50, (57 - 132)	40 - 50, (249 - 354)	30 - 40, (366 - 525)
Ha'apai	40 - 50, (46 - 108)	40 - 50, (195 - 314)	30 - 40, (227 - 402)
'Eua	40 - 50, (69 - 135)	40 - 50, (271 - 401)	30 - 40, (246 - 411)
Tongatapu	40 - 50, (58 - 115)	40 - 50, (236 - 375)	30 - 40, (238 - 423)
	Below average	Average (usual)	Above average

Recent Observations

April 2023

- Above average rainfall received in Tongatapu and 'Eua while very much below average rainfall in Ha'apai, Vava'u and the Niuaus
- The mean air temperature was 26.6°C which was 0.1°C above average.
- Highest maximum temperature was 32.9°C recorded on the 8th at Nomuka.
- Lowest minimum temperature was 15.4°C recorded at Fua'amotu on the 6th.

Rainfall totals from last 6 months, November 2022 – April 2023 (mm)

	November	December	January	February	March	April
Niuafo'ou	85.5	71.2	243.4	156.0	328.0	n/a
Niuatoputapu	205.4	128.5	219.3	219.5	369.5	102.5
Vava'u	194.2	389.2	207.2	299.3	295.7	101.0
Ha'apai	175.0	282.0	245.7	419.5	221.6	110.6
Fua'amotu	224.3	279.4	215.7	498.1	295.5	296.7
Nuku'alofa	135.5	386.5	282.6	421.0	304.0	198.5
'Eua	158.7	399.0	306.6	695.4	380.5	281.5

The next Climate update will be issued second week of June 2023 or earlier

Disclaimer:

This summary is prepared as soon as possible following the end of the month, once climate data is received from recording stations around Tonga. Delays in data collection, communication and processing occasionally arise. While every effort is made to verify observational data, the Tonga Meteorological Service makes no statements, representations, or warranties about the accuracy or completeness of, and you should not rely on, any information contained in this report. Despite our best efforts, TMS makes no warranties that the information in this publication is free of numerical errors. TMS disclaims all responsibility and all liability (including without limitation, liability in negligence) for all expenses, losses, damages and costs you might incur as a result of the information being inaccurate or incomplete in any way, and for any reason. This information should be used as a guidance only. For further information about this forecast should be directed to the Director of the Tonga Meteorological Service, at P.O. Box 1380, Nuku'alofa. Or email at metstaff@mef.gov.to Tel: (676) 0800638/ 7400062 or our website: <http://www.mef.gov.to> for more information.