



Climate Outlook 2024



June to August 2024

Issued: 17 May 2024

Recent Observations

April 2024

- Average rainfall received across the Niuaus, Vava'u and Nuku'alofa. (see table below)
- The mean air temperature was 27.5°C which was 0.7°C warmer than average.
- Highest 24hrs rainfall was 72mm recorded at Niuafu'ou on the 6th.
- Highest temperature was 34.4°C recorded at Fangatongo on the 30th.

Table 1. Rainfall totals from last 6 months, November 2023 – April 2024 (mm)

	November	December	January	February	March	April
Niuafu'ou	89.5	211.5	138.0	362.0	158.0	192.0
Niuaotoputapu	65.5	138.5	175.0	390.5	172.0	178.5
Vava'u	83.9	136.0	286.1	257.1	758.5	100.4
Ha'apai	74.5	63.1	195.4	106.8	567.6	40.6
Fua'amotu	165.8	75.3	625.1	134.0	637.6	22.3
Nuku'alofa	135.5	44.0	464.5	141.5	739.0	134.5
'Eua	159.0	98.5	544.0	149.5	890.0	34.5
	Below average	Average (usual)	Average (usual)	Average (usual)	Average (usual)	Average (usual)

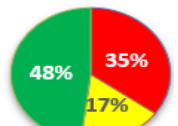
ENSO Status



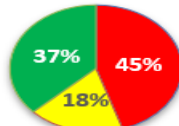
La Niña Watch—some signs of La Niña formation later in 2024

The El Niño–Southern Oscillation (ENSO) is currently neutral. There are some early signs that a La Niña might form in the Pacific Ocean later in 2024. As a result, the ENSO Outlook has shifted to La Niña Watch.

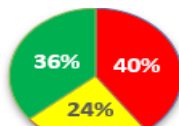
Rainfall & Temperature Outlook: June to August 2024



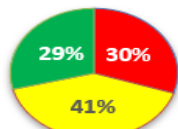
Niuafu'ou:
274mm to 422mm



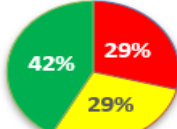
Niuaotoputapu:
244mm to 369mm



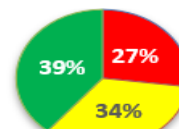
Vava'u:
250mm to 355mm



Ha'apai:
199mm to 318mm



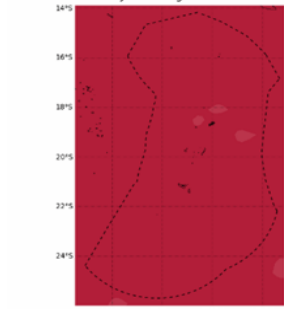
'Eua: 270mm to 400mm



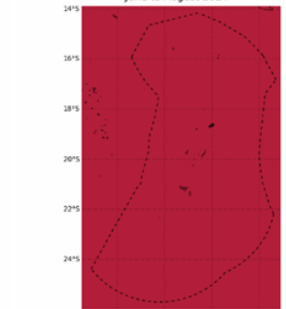
Tongatapu:
234mm to 373mm

Below average **Average (usual)** **Above average**

Tercile maximum temperature probabilities for June to August 2024



Tercile minimum temperature probabilities for June to August 2024



In Summary

- During April, average rainfall was received in the Niuaus, Vava'u and part of Tongatapu. Ha'apai, 'Eua and the rest of Tongatapu received below average rainfall.
- Warmer than average night time minimum and day time maximum temperature across the country during April.
- The **rainfall outlook** generally indicates above average in the north and average for the rest of Tong during June to August 2024.
- Maximum and minimum **temperature outlook** indicates warmer than average across Tonga during June to August.

The next Climate update will be issued second week of June 2024 or earlier

Disclaimer:

This summary is prepared as soon as possible following the end of the month, once climate data is received from recording stations around Tonga. Delays in data collection, communication and processing occasionally arise. While every effort is made to verify observational data, the Tonga Meteorological Service makes no statements, representations, or warranties about the accuracy or completeness of, and you should not rely on, any information contained in this report. Despite our best efforts, TMS makes no warranties that the information in this publication is free of numerical errors. TMS disclaims all responsibility and all liability (including without limitation, liability in negligence) for all expenses, losses, damages and costs you might incur as a result of the information being inaccurate or incomplete in any way, and for any reason. This information should be used as a guidance only. For further information about this forecast should be directed to the Director of the Tonga Meteorological Service, at P.O. Box 1380, Nuku'alofa. Or email at metstaff@met.gov.to. Tel: (676) 0800638/ 7400062 or our website; <http://www.met.gov.to> for more information.